

# **MUC WOMEN'S COLLEGE**

## **BURDWAN**



# **ANNUAL QUALITY ASSURANCE REPORT**

## **IQAC**

### **2015 -2016**

**B.C. ROAD, BURDWAN – 713 104**

Email: [iqacmucwcburdwan@gmail.com](mailto:iqacmucwcburdwan@gmail.com)

## The Annual Quality Assurance Report (AQAR) of the IQAC

All NAAC accredited institutions will submit an annual self-reviewed progress report to NAAC, through its IQAC. The report is to detail the tangible results achieved in key areas, specifically identified by the institutional IQAC at the beginning of the academic year. The AQAR will detail the results of the perspective plan worked out by the IQAC. (Note: The AQAR period would be the Academic Year. For example, July 1, 2012 to June 30, 2013)

### Part – A

#### I. Details of the Institution

1.1 Name of the Institution	Maharajadhiraj Uday Chand Women's College, Burdwan
1.2 Address Line 1	B.C. Road
Address Line 2	Burdwan
City/Town	Burdwan
State	West Bengal
Pin Code	713104
Institution e-mail address	mucwcburdwan@gmail.com
Contact Nos.	0342- 2531900
Name of the Head of the Institution:	Sukriti Ghosal
Tel. No. with STD Code:	0342-2634144
Mobile:	943402597

Name of the IQAC Co-ordinator:

Munshi Azimbor Rahaman

Mobile:

9434673666

IQAC e-mail address:

iqacmucwcburdwan@gmail.com

1.3 NAAC Track ID (For ex. MHCOGN 18879)

13836

1.4 NAAC Executive Committee No. & Date:

(For Example EC/32/A&A/143 dated 3-5-2004.

This EC no. is available in the right corner- bottom of your institution's Accreditation Certificate)

EC/59/RAR/03

1.5 Website address:

www.mucwcburdwan.org

Web-link of the AQAR:

http://www.mucwcburdwan.org/AQAR

For ex. <http://www.ladykeanecollege.edu.in/AQAR2012-13.doc>

1.6 Accreditation Details

Sl. No.	Cycle	Grade	CGPA	Year of Accreditation	Validity Period
1	1 <sup>st</sup> Cycle	B++	81.05	2004	2009
2	2 <sup>nd</sup> Cycle	B	2.72	2012	2017
3	3 <sup>rd</sup> Cycle	-	-	-	-
4	4 <sup>th</sup> Cycle	-	-	-	-

1.7 Date of Establishment of IQAC : DD/MM/YYYY

18/01/2005

1.8 Details of the previous year's AQAR submitted to NAAC after the latest Assessment and Accreditation by NAAC ((for example AQAR 2010-11 submitted to NAAC on 12-10-2011)

- i. AQAR 2012-13 submitted to NAAC on 29/08/2013 \_\_\_\_\_ (DD/MM/YYYY)
- ii. AQAR 2013-14 submitted to NAAC on 18/05/2015 \_\_\_\_\_ (DD/MM/YYYY)
- iii. AQAR 2014-15 submitted to NAAC on 12/11/2015 \_\_\_\_\_ (DD/MM/YYYY)
- iv. AQAR \_\_\_\_\_ (DD/MM/YYYY)

1.9 Institutional Status

University State  Central  Deemed  Private

Affiliated College Yes  No

Constituent College Yes  No

Autonomous college of UGC Yes  No

Regulatory Agency approved Institution Yes  No

(eg. AICTE, BCI, MCI, PCI, NCI)

Type of Institution Co-education  Men  Women

Urban  Rural  Tribal

Financial Status Grant-in-aid  UGC 2(f)  UGC 12B

Grant-in-aid + Self Financing  Totally Self-financing

1.10 Type of Faculty/Programme

Arts  Science  Commerce  Law  PEI (Phys Edu)

TEI (Edu)  Engineering  Health Science  Management

Others (Specify)

-

1.11 Name of the Affiliating University (for the Colleges)

The University of Burdwan

1.12 Special status conferred by Central/ State Government-- UGC/CSIR/DST/DBT/ICMR etc

Autonomy by State/Central Govt. / University	<input type="text"/>		
University with Potential for Excellence	<input type="text"/>	UGC-CPE	<input type="text"/>
DST Star Scheme	<input type="text"/>	UGC-CE	<input type="text"/>
UGC-Special Assistance Programme	<input type="text"/>	DST-FIST	<input type="text"/>
UGC-Innovative PG programmes	<input type="text"/>	Any other ( <i>Specify</i> )	<input type="text" value="RUSA"/>
UGC-COP Programmes	<input type="text"/>		

## **2. IQAC Composition and Activities**

2.1 No. of Teachers	<input type="text" value="10"/>
2.2 No. of Administrative/Technical staff	<input type="text" value="01"/>
2.3 No. of students	<input type="text" value="01"/>
2.4 No. of Management representatives	<input type="text" value="02"/>
2.5 No. of Alumni	<input type="text" value="01"/>
2.6 No. of any other stakeholder and community representatives	<input type="text" value="00"/>
2.7 No. of Employers/ Industrialists	<input type="text" value="00"/>
2.8 No. of other External Experts	<input type="text" value="01"/>
2.9 Total No. of members	<input type="text" value="16"/>
2.10 No. of IQAC meetings held	06

2.11 No. of meetings with various stakeholders: No. Faculty   
 Non-Teaching Staff  Students   
 Alumni  Others

2.12 Has IQAC received any funding from UGC during the year? Yes  No   
 If yes, mention the amount   
 ==

2.13 Seminars and Conferences (only quality related)

(i) No. of Seminars/Conferences/ Workshops/Symposia organized by the IQAC

Total Nos.  International  National  State  Institution Level

(ii) Themes

1.Swami Vivekananda O Samajik Mulyabodh , 2. Itihas O Bijyan: Patabhumi Bharatbarsho, 3.Nutan Dekhar Dekha, 4. Gender Studies in Indian Context  
 5. Diabetes: The Silent Killer 6. Challanges of Biology.

2.14 Significant Activities and contributions made by IQAC

Skill development initiative for student, Utilization of RUSA grant, Smart class room, Initiative for Computer Centre & Language Lab., Publication of peer reviewed journal JAST & Seminar proceedings.

2.15 Plan of Action by IQAC/Outcome

The plan of action chalked out by the IQAC at the beginning of the year towards quality enhancement and the outcome achieved by the end of the year \*

Plan of Action	Achievements
i)Estb. of Women’s Study Centre, ii)Construction of N.T. Staff Qtrs. iii)Vertical extension of Sarala Devi Hostel (3 <sup>rd</sup> floor) iv) Extension of dining hall at Rokeya Hostel/library.v) Faculty exchange program vi)Academic audit vii)Publication of 2 <sup>nd</sup> Vol. of JAST.	i)Space provided & Plan, estimate, vetting done, ii)Plan, estimate, vetting done iii) Plan, estimate, vetting done. iv) Plan, estimate, vetting done. v) MOU signed, vi) Format finalized. vii) Published

\* Attach the Academic Calendar of the year as Annexure.

2.15 Whether the AQAR was placed in statutory body Yes  No   
 Management  Syndicate  Any other body

Provide the details of the action taken

Approved by Management for submission

## Part – B

### Criterion – I

#### I. Curricular Aspects

##### 1.1 Details about Academic Programmes

Level of the Programme	Number of existing Programmes	Number of programmes added during the year	Number of self-financing programmes	Number of value added / Career Oriented programmes
PhD	0	-	-	-
PG	1	-	-	-
UG	18	-	-	-
PG Diploma	0	-	-	-
Advanced Diploma	0	-	-	-
Diploma	0	-	-	-
Certificate	0	-	-	-
Others	0	-	-	6
<b>Total</b>	19	-	-	6
Interdisciplinary	BCA	1		
Innovative				

##### 1.2 (i) Flexibility of the Curriculum: CBCS/Core/Elective option / Open options

##### (ii) Pattern of programmes:

Pattern	Number of programmes
CBCS	PG (ENG)
Trimester	x
Annual	U G Courses

1.3 Feedback from stakeholders\* Alumni  Parents  Employers  Students

*(On all aspects)*

Mode of feedback : Online  Manual  Co-operating schools (for PEI)

*\*Please provide an analysis of the feedback in the Annexure: See Annexure-II Attached*

##### 1.4 Whether there is any revision/update of regulation or syllabi, if yes, mention their salient aspects.

1) UG Regulation revised features. 2.Syllabi of the departments of Hist., Economics, Political Sc.&English (UG & PG) revised (Updating course content & making it relevant to the present time).

##### 1.5 Any new Department/Centre introduced during the year. If yes, give details.

BCA

## Criterion – II

### 2. Teaching, Learning and Evaluation

2.1 Total No. of permanent faculty

Total	Asst. Professors	Associate Professors	Professors	Others
52+1	37	14	-	1 (L.I.)

2.2 No. of permanent faculty with Ph.D.

30

2.3 No. of Faculty Positions Recruited (R) and Vacant (V) during the year

Asst. Professors		Associate Professors		Professors		Others		Total	
R	V	R	V	R	V	R	V	R	V
0		04	0	-		-		4	0

2.4 No. of Guest and Visiting faculty and Temporary faculty

20

15(plt)

4(CWTT)

2.5 Faculty participation in conferences and symposia:

No. of Faculty	International level	National level	State level
Attended	8	41	12
Presented papers	8	36	7
Resource Persons	0	4	-

2.6 Innovative processes adopted by the institution in Teaching and Learning:

Smart Classes(8), Presentation by students, Group Discussions, Display of significant quote.

2.7 Total No. of actual teaching days during this academic year

241

2.8 Examination/ Evaluation Reforms initiated by the Institution (for example: Open Book Examination, Bar Coding, Double Valuation, Photocopy, Online Multiple Choice Questions)

test for absentees, viva voce at Test Examination, Diagnostic Test at entry level Open book Exams (Zoo deptt),

2.9 No. of faculty members involved in curriculum restructuring/revision/syllabus development as member of Board of Study/Faculty/Curriculum Development workshop

3

3

3

2.10 Average percentage of attendance of students (Hons.)

77.5%

2.11 Course/Programme wise distribution of pass percentage :



Title of the Programme	Total no. of students appeared	Division				
		Distinction %	I %	II %	III %	Pass %
Bengali	67		18	22		78
English	64		5	28		89
Sanskrit	68		13	34		86
History	69		7	41		90
Geography	39		8	17		78
Economics	11		2	12		100
Pol. Science	40		07	25		84
Philosophy	52		16	19		77
English (PG)	28		03	30		100
Mathematics	53		08	28		92
Physics	29		03	15		81
Chemistry	24		11	19		96
Botany	30		19	06		100
Zoology	34		05	24		100
Nutrition	24		23	14		100
Microbiology	36		14	19		100
Computer Science	01		04	03		100
Physical Education	145		42	05		100
Statistics	15		14	03		100
Education	145		10	23		67

2.12 How does IQAC Contribute/Monitor/Evaluate the Teaching & Learning process :

Continuous monitoring & periodic review.

2.13 Initiatives undertaken towards faculty development

<i>Faculty / Staff Development Programmes</i>	<i>Number of faculty benefitted</i>
Refresher courses	5
UGC – Faculty Improvement Programme	0
HRD programmes	0
Orientation programmes	2
Faculty exchange programme	0
Staff training conducted by the university	0
Staff training conducted by other institutions	0
Summer / Winter schools, Workshops, etc.	0
Others (PhD Awarded)	4

#### 2.14 Details of Administrative and Technical staff

Category	Number of Permanent Employees	Number of Vacant Positions	Number of permanent positions filled during the Year	Number of positions filled temporarily
Administrative Staff	16	16	0	2
Technical Staff	12	05	0	0

## Criterion – III

### 3. Research, Consultancy and Extension

#### 3.1 Initiatives of the IQAC in Sensitizing/Promoting Research Climate in the institution

Study leave under FDP granted, Publication of Research Journal  
 Publication of Seminar Proceedings, Gender sensitization program  
 Procurement of books & equipment for research.

#### 3.2 Details regarding major projects

	Completed	Ongoing	Sanctioned	Submitted
Number	0	0	0	0
Outlay in Rs. Lac	-	-	-	-

#### 3.3 Details regarding minor projects

	Completed	Ongoing	Sanctioned	Submitted
Number	2	1	5	9
Outlay in Rs. Lac	-	-	14.5	-

#### 3.4 Details on research publications

	International	National	Others
Peer Reviewed Journals	17	64	-
Non-Peer Review Journals	-	-	-
e-Journals	9	11	-
Conference proceedings	-	8	-

#### 3.5 Details on Impact factor of publications:

Range  Average  h-index  Nos. in SCOPUS

#### 3.6 Research funds sanctioned and received from various funding agencies, industry and other organisations

Nature of the Project	Duration Year	Name of the funding Agency	Total grant sanctioned	Received
Major projects	-	-	-	-
Minor Projects	-	UGC	14.5 lac	-
Interdisciplinary Projects	-	-	-	-
Industry sponsored	-	-	-	-
Projects sponsored by the University/ College	-	-	-	-
Students research projects <i>(other than compulsory by the University)</i>	-	-	-	-
Any other(Specify)	-	-	-	-
<b>Total</b>	-	-	14.5 lac	-

3.7 No. of books published i) With ISBN No.  Chapters in Edited Books

ii) Without ISBN No.

3.8 No. of University Departments receiving funds from

UGC-SAP  CAS  DST-FIST   
DPE  DBT Scheme/funds

3.9 For colleges  
Autonomy  CPE  DBT Star Scheme   
INSPIRE  CE  Any Other (specify)

3.10 Revenue generated through consultancy

3.11 No. of conferences organized by the Institution

Level	International	National	State	University	College
Number	-	-	-	-	6
Sponsoring agencies	-	-	-	-	College

3.12 No. of faculty served as experts, chairpersons or resource persons

3.13 No. of collaborations International  National  Any other

3.14 No. of linkages created during this year

3.15 Total budget for research for current year in lac : Rs. 0.5

From Funding Agency  From Management of University/College

Total

3.16 No. of patents received this year

Type of Patent		Number
National	Applied	-
	Granted	-
International	Applied	-
	Granted	-
Commercialised	Applied	-
	Granted	-

3.17 No. of research awards/ recognitions received by faculty and research fellows  
Of the institute in the year

Total	International	National	State	University	Dist	College
-	-	-	3	-	-	-

3.18 No. of faculty from the Institution who are Ph. D. Guides and students registered under them

6

20

3.19 No. of Ph.D. awarded by faculty from the Institution

1

3.20 No. of Research scholars receiving the Fellowships (Newly enrolled + existing ones)

JRF 1 SRF - Project Fellows - Any other 2

3.21 No. of students Participated in NSS events:

University level 70 State level 9  
National level 1 International level -

3.22 No. of students participated in NCC events:

University level - State level 2  
National level 12 International level -

3.23 No. of Awards won in NSS:

University level 0 State level -  
National level 0 International level -

3.24 No. of Awards won in NCC:

University level 0 State level 0  
National level 3 International level 0

### 3.25 No. of Extension activities organized

University forum	4	College forum	14		
NCC	6	NSS	12	Any other	-

### 3.26 Major Activities during the year in the sphere of extension activities and Institutional Social Responsibility

- Weekly rehabilitation programme in correctional home
- Distribution of clothes among needy people in winter
- Swachh Bharat Abhijan
- Health Check up camp
- Blood donation camp

## Criterion – IV

### 4. Infrastructure and Learning Resources

#### 4.1 Details of increase in infrastructure facilities:

Facilities	Existing	Newly created	Source of Fund	Total
Campus area	5.43 acres(approx)	-	-	5.43 acre(approx)
Class rooms	45	4	UGC & College	49
Laboratories	17	-	-	17
Seminar Halls	1	-	-	1
No. of important equipments purchased ( $\geq$ 1-0 lakh) during the current year.	7	1	UGC, Self	8
Value of the equipment purchased during the year (Rs. in Lakhs)	265	59.16	UGC, College, RUSA	326.16
Others	-	-	-	-

#### 4.2 Computerization of administration and library

Office, Accounts Deptt. & Library computerized

#### 4.3 Library services:

	Existing		Newly added		Total	
	No.	Value	No.	Value	No.	Value
Text Books	26332	4743843/-	1063	11651453/-	27395	6837323/-
Reference Books	12799		133	627927/-	14150	
e-Books	-	-	-	-	-	-
Journals	25	Not calculated	15	Not calculated	40	Not calculated
e-Journals	-	-	N-LIST	-	INFLIBNET	-
Digital Database	-	-	-	-	-	-
CD & Video	124	Not calculated	27	Not calculated	151	Not calculated
Others (specify)	-					

#### 4.4 Technology up gradation (overall)

	Total Computers	Computer Labs	Internet	Browsing Centres	Computer Centres	Office	Departments	Others
Existing	74	4	13	-	-	12	49	13
Added	41	0	17	-	1	2	9	30
Total	115	4	30	-	1	14	58	43

#### 4.5 Computer, Internet access, training to teachers and students and any other programme for technology upgradation (Networking, e-Governance etc.)

All students & staff have Internet access, New Accounting Software procured

#### 4.6 Amount spent on maintenance in lakhs (approx) :

i) ICT	6.5
ii) Campus Infrastructure and facilities	25
iii) Equipments	2.5
iv) Others	
<b>Total :</b>	34

## Criterion – V

### 5. Student Support and Progression

#### 5.1 Contribution of IQAC in enhancing awareness about Student Support Services

Planning and designing development programmes and monitoring implementation of such programmes. Wide publicity for ragging free campus, plastic free zone & every drop of water counts. Establishment of Sexual Harassment Protection Committee. Apart from these, IQAC has devised a system of giving wide publicity to student support services through notifications . Updated on line prospectus for students’ admission . Separate support service Tab in the website for students’ admission.

#### 5.2 Efforts made by the institution for tracking the progression

Continuous evaluation of students, universal enrolment as alumni. Opening FB page for the alumni.

#### 5.3 (a) Total Number of students

UG	PG	Ph. D.	Others
4187	42	-	-

#### (b) No. of students outside the state

06

#### (c) No. of international students

0

Men

No	%
-	-

Women

No	%
0	0

Last Year						This Year					
General	SC	ST	OBC	Physically Challenged	Total	General	SC	ST	OBC	Physically Challenged	Total
4066	541	100	0	08	4715	2723	801	201	451	11	4187

Demand ratio: 1:4

Dropout %: 5

#### 5.4 Details of student support mechanism for coaching for competitive examinations (If any)

Personal counselling, by the Faculty, career counselling by the Cell concerned

No. of students beneficiaries

200



5.5 No. of students qualified in these examinations

NET	04	SET/SLET	02	GATE	01	CAT	-
IAS/IPS etc	-	State PSC	04	UPSC	-	Others	114

5.6 Details of student counselling and career guidance

Student counseling and career guidance done regularly as per schedule.

No. of students benefitted 200

5.7 Details of campus placement

Number of Organizations Visited	<i>On campus</i>		<i>Off Campus</i>
	Number of Students Participated	Number of Students Placed	Number of Students Placed
IBM & NASSCOM	110	17	Difficult to write actual number for want of full information

5.8 Details of gender sensitization programmes

Seminar on gender studies organized by the college

5.9 Students Activities

5.9.1 No. of students participated in Sports, Games and other events

State/ University level 24 National level 0 International level Nil

No. of students participated in cultural events

State/ University level 67 National level Nil International level Nil

5.9.2 No. of medals /awards won by students in Sports, Games and other events

Sports: State/ University level 11 National level - International level -

Cultural: State/ University level 06 National level - International level -

### 5.10 Scholarships and Financial Support

	Number of students	Amount
Financial support from institution	208	150000/-
Financial support from government	1935	1,93,21,000/-
Financial support from other sources	42	3,87,000/-
Number of students who received International/ National recognitions	-	-

### 5.11 Student organised / initiatives

Fairs	: State/ University level	<input type="text" value="Nil"/>	National level	<input type="text" value="Nil"/>	International level	<input type="text" value="Nil"/>
Exhibition:	State/ University level	<input type="text" value="Nil"/>	National level	<input type="text" value="Nil"/>	International level	<input type="text" value="Nil"/>

5.12 No. of social initiatives undertaken by the students

5.13 Major grievances of students (if any) redressed: Drinking water, canteen facilities extended

## Criterion – VI

### 6. Governance, Leadership and Management

6.1 State the Vision and Mission of the institution

Women empowerment  
Community orientation  
Quality education  
Skill development  
Moulding personality

6.2. Does the Institution have a management Information System

No. However, all information is made available to the management at the time of GB meeting.

6.3 Quality improvement strategies adopted by the institution for each of the following:

6.3.1 Curriculum Development

Modulation of the syllabi, Add-on Course.

6.3.2 Teaching and Learning

Student feedback, Smart Class rooms

### 6.3.3 Examination and Evaluation

Greater number of short questions in class tests, cross-checking of answer scripts by students apart from normal evaluation by the teachers, Viva-voce in English Dentt

### 6.3.4 Research and Development

Second issue of Journal JAST relating to research work published, Recommendation for Teacher Fellowship to U.G.C. & Other Organisations.

### 6.3.5 Library, ICT and physical infrastructure / instrumentation.

Computer Centre, Language Lab & Book purchase.

### 6.3.6 Human Resource Management

Sensitization Programme, Motivational Session.

### 6.3.7 Faculty and Staff recruitment

Written Examination + *viva voce* for Non-Teaching Staff recruitment, Sending requisition to CSC for Teacher recruitment, Appointment of Guest Lecturer as interim arrangement.

### 6.3.8 Industry Interaction / Collaboration

NO

### 6.3.9 Admission of Students

Online admission, Separate Support Service Tab in College website for admission.

6.4 Welfare schemes for

Teaching	Puja advance
Non teaching	Puja advance/ex gratia
Students	Waiving fees at the time of admission, Helping needy students for treatment, Half- free & Full-free studentship as well as boarder ship, scholarships and stipend from Private and Govt. Agencies.

6.5 Total corpus fund generated

NIL

6.6 Whether annual financial audit has been done Yes  No   
(For the year 2014-2015)

6.7 Whether Academic and Administrative Audit (AAA) have been done?

Audit Type	External		Internal	
	Yes/No	Agency	Yes/No	Authority
Academic	No	No	Yes	College
Administrative	No		No	

6.8. Does the University/ Autonomous College declare results within 30 days?

For UG Programmes Yes  No

For PG Programmes Yes  No

6.9 What efforts are made by the University/ Autonomous College for Examination Reforms?

NA

6.10 What efforts are made by the University to promote autonomy in the affiliated/constituent colleges?

No efforts seen so far.

6.11 Activities and support from the Alumni Association

28.07.15	Foundation day of College observed
31.07.15	Art & Craft exhibition, observation of birth centenary of laureate Prativa Basu
15.05.15	Observation of Independence Day along with Jail inmates
15.09.15	Seminar on 'Diabetes: The silent killer'
15.09.15	Financial contribution to college

02.10.15	Observation of Senior Citizens' Day
03.10.15	Boutique exhibition
14.11.15	Children's Day observation – Distribution of pens, gifts etc.
20.12.15	World Disabled Day
05.01.16	Health Check- up Camp
26.01.16	Republic Day Observation
08.03.16	International Women's' Day at Burdwan Central Correctional Home
21.06.16	Observation of World Yoga Day

6.12 Activities and support from the Parent – Teacher Association

No

6.13 Development programmes for support staff

Planned for next session

6.14 Initiatives taken by the institution to make the campus eco-friendly

Plantation, Periodic cleaning up of the college campus,  
Banning of plastic cups in the institute.

## Criterion – VII

### 7. Innovations and Best Practices

7.1. Innovations introduced during this academic year which have created a positive impact on the functioning of the institution. Give details.

Taking class test performance into account in determining the result of Test Examination, Cross checking of answer scripts by the students.

7.2 Provide the Action Taken Report (ATR) based on the plan of action decided upon at the beginning of the year

<u>Planned for</u>	<u>Action</u>
• Installation of AC in Microbiology Lab	Executed
• Construction of Auditorium	Executed
• Introduction of Add-on Courses	Executed
• Construction of Diamond Jubilee Gate	Executed
• Face-lifting of the terrace before RM building	Executed
• Creation of Diamond Jubilee Student Welfare Fund	Executed
• Uploading teaching modules	Executed
• Hosting Teachers' Profile on the college website	Executed

7.3 Give two Best Practices of the institution (please see the format in the NAAC Self-study Manuals)

i.Sensitization through quotes ii.Cleaning up of the Hostel Campus by the Boarders, iii. Library Orientation of the New comers.

**\*Provide the details in annexure (annexure need to be numbered as i, ii,iii)**

7.4 Contribution to environmental awareness / protection

Annual Camp of NSS of colleges under BU held at MUC Women's College. Five seminars on environmental awareness, health and hygiene, Domestic violence, Global terrorism held on the occasion

7.5 Whether environmental audit was conducted? Yes No

7.6 Any other relevant information the institution wishes to add. (For example SWOT Analysis)

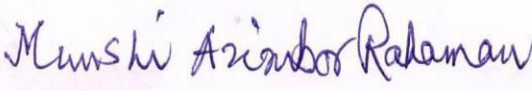
Regular collection of feedback from the students.  
Notices hosted on website for wide publicity and universal accessibility


### 8. Plans of institution for next year


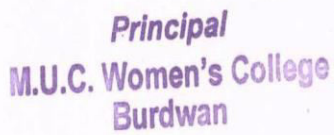
- Initiative for Academic Audit.
- Starting the construction of N.T. Staff Quarters.
- Starting the construction of 3<sup>rd</sup> floor of Sarala Devi Hostel.
- Starting the renovation work of History & Economics Departments.
- Organizing departmental seminars on regular basis.
- Renovation of Gate & Drain near Hostel & Staff Qtrs.
- Another.Cycle Stand in the Hostel premises.
- Installation of Vending Machine (SN) & Incinerator in the Hostels.

Name Munshi Azimbor Rahaman

Name Dr. Sukriti Ghosal

  
\_\_\_\_\_  
Signature of the Coordinator, IQAC

  
\_\_\_\_\_  
Signature of the Chairperson, IQAC

  
\*\*\*  


## Annexure I

### Key to Abbreviations

CAS	-	Career Advanced Scheme
CAT	-	Common Admission Test
CBCS	-	Choice Based Credit System
CE	-	Centre for Excellence
COP	-	Career Oriented Programme
CPE	-	College with Potential for Excellence
DPE	-	Department with Potential for Excellence
GATE	-	Graduate Aptitude Test
NET	-	National Eligibility Test
PEI	-	Physical Education Institution
SAP	-	Special Assistance Programme
SF	-	Self Financing
SLET	-	State Level Eligibility Test
TEI	-	Teacher Education Institution
UPE	-	University with Potential Excellence
UPSC	-	Union Public Service Commission

\*\*\*\*\*

Annexure II  
**MUC Women's College, Burdwan**  
**Students Feedback on the Institution**  
 Academic Year: 2015- 2016

1. No. of Books	Poor	Good	Adequate
	34	968	124
2. Classes held.(If irregular, name subject.)	Regularly	Irregularly	Rarely
	1111	16	13
3. College Exam & Evaluation	Excellent	Satisfactory	Unreliable
	782	319	23
4. Service of Office Staff	Satisfactory	Average	Poor
	489	461	154
5. Students Welfare(Toilet/Hostel/Concession/Free studentship/Cycle Stand/Canteen)	Adequate	Inadequate	Poor
	856	155	71
6. Administration	Student Friendly	Bureaucratic	Indifferent
	890	110	97
7. Internet on Campus	Available		Unavailable
	924		207
8. General Impression	Good College	Not so Good	Very Good
	1072	51	06
9. Unaddressed Grievance	Laminated IC More Hostels		
10. Suggestion for betterment of service	Improvement of dealing of staff with learners Improvement of internet facility More seminars & workshops		

Sd/ S. Ghosal  
Signature